


Large Capacity Floor Boxes for Power, Communication, Audio, and Video Applications



Protection from
water, dirt,
and debris.

The RFB11 and RFB9 Series Floor Boxes are excellent solutions for providing power, communications, and the special space requirements of audio/visual type connectors to above grade floors, in open space areas, or directly to the workstation. The tile and carpet style covers for the RFB11 and RFB9 incorporate TopGuard™ protection to prevent water, dirt, and debris from entering the power and communication devices. RFB11 and RFB9 cover assemblies are UL Listed to U.S. and Canadian safety standards for tile, terrazzo, carpet and wood covered floors. The RFB11 and RFB9 Series have many unique applications, some of which are schools, auditoriums, convention center ballrooms, exhibition halls, and institutional facilities.



RFB11 with RFB119CTCAL Cover



RFB11 with RFB119CTCAL Cover

Features & Benefits

- **TopGuard Protection.** Integral design component that prevents water, dirt, and debris from entering power and communication compartments. Whenever you see the TopGuard protection icon on any Wiremold product, you'll know it meets and exceeds UL scrub water exclusion requirements for tile and carpet floors.
- **UL Listed to U.S. and Canadian safety standards for tile, terrazzo, carpet, and wood covered floors.** RFB11 and RFB9 cover assemblies meet UL requirements under UL514A for scrub water exclusion.
- **Heavy Duty Cover Assembly will accept loads up to 3,000 lbs.** Provides added protection for most applications.
- **Large capacity; the RFB11 has 11 gangs, and the RFB9 has 9 gangs to accept both power and communication devices.** Reduces installation cost by eliminating the need for multiple floor boxes to provide the necessary services to one location.
- **Two large cable egress areas.** Provides additional space and flexibility for both power and communication cable egress.
- **Accepts standard industry sized device plates and industry standard sectional device plates.** Allows for quick and flexible installation of both power and communication devices.
- **Two box sizes available; 6" deep (RFB11) and 4" deep (RFB9).** Provides flexibility to provide power/communication services in various concrete pour depths.
- **Multiple trade size knockouts from 3/4" to 1 1/4".** Allows for most conduit schemes which saves time and money during installation.
- **Datacom connectivity options.** Accepts industry standard and proprietary devices from a wide range of manufacturers to provide a seamless and aesthetically pleasing interface for voice, data, audio, and video applications at the point-of-use.
- **Accepts a wide variety of Extron® Architectural Series video and audio products including computer video interfaces, twisted pair transceivers, and modular A/V connector plates.** Extron Electronics is a leading manufacturer of audio visual system integration products. For additional information on Extron products, please contact your local Extron Dealer.

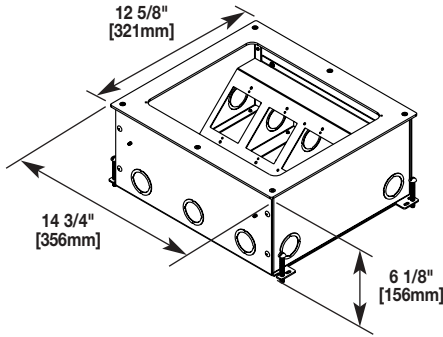
RFB11 and RFB9 Recessed Floor Boxes

Catalog No./Item

Description/Specifications

RFB11

11-Gang Recessed Floor Box- 14 5/16" L x 12 1/8" W x 6 1/8" D [364mm L x 322mm W x 156mm D] – Adjustable before concrete pour. Provided with mudcap to prevent entry of concrete during pour. Cover assembly and device plates sold separately.



NOTE: The RFB11 has one 6-gang compartment on one side of the box, and the other side has two 1-gang compartments and one 3-gang compartment.

CAUTION: When used on terrazzo covered floors with a thickness of 1/4" [6.35 mm] or greater, mudcap catalog number #RFB119-PAN must be used and ordered separately. See Accessories page 5.

Combination
3/4" & 1" concentric
trade size KO 1-gang
35 cu. in. [574ml]

Combination (2) 1" &
1 1/4" concentric
trade size KO 3-gang
84 cu. in. [1377ml]

Combination (2) 3/4"
& 1" concentric
trade size KO

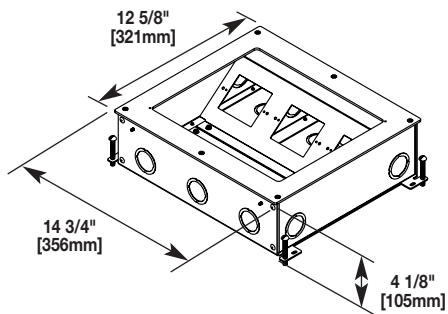
Combination
(2) 1" & 1 1/4"
concentric
trade size KO

Combination (5) 1" &
1 1/4" concentric
trade size KO

Combination (3) 1" &
1 1/4" concentric
trade size KO 6-gang
132 cu. in. [2163ml]

RFB9

9-Gang Recessed Floor Box- 14 5/16" L x 12 1/8" W x 4 1/8" D [364mm x 322mm x 105mm] – Adjustable before concrete pour. Horizontal mounting of power devices allows for use of larger sized power devices in a shallow depth pour. Provided with mudcap to prevent entry of concrete during pour. Cover assembly and device plates sold separately.



NOTE: The RFB9 has one 6-gang compartment on one side of the box, and the other side has three 1-gang compartments. The 6-gang compartment is for communication devices only.

CAUTION: When used on terrazzo covered floors with a thickness of 1/4" [6.35 mm] or greater, mudcap catalog number #RFB119-PAN must be used and ordered separately. See Accessories page 5.

Combination 3/4" & 1"
concentric trade size
KO 1-gang
43 cu. in. [705ml]

Combination 1" & 1 1/4"
concentric trade size
KO 1-gang
43 cu. in. [705ml]


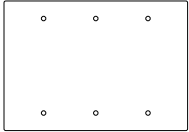


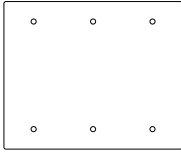
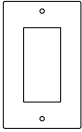
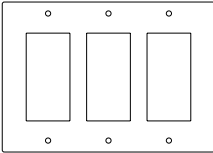

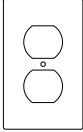
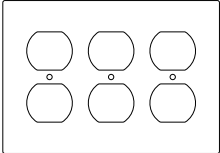
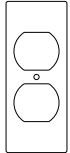
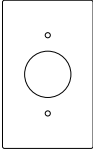
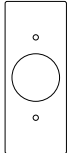
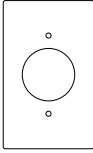
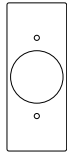
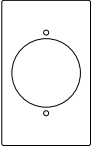
Combination (2)
3/4" & 1" concentric
trade size KO

Combination
(2) 1" & 1 1/4"
concentric
trade size KO

Combination (4)
1" & 1 1/4" concentric
trade size KO

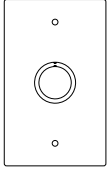
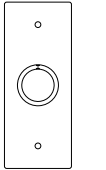

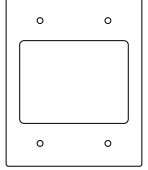

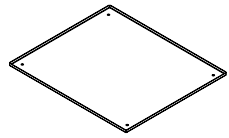
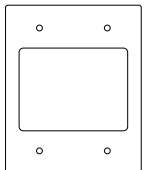

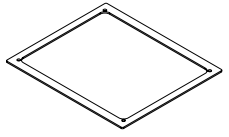
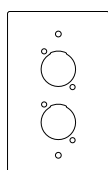
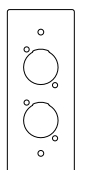
Combination (3)
1" & 1 1/4" concentric
trade size KO 6-gang
132 cu. in. [2163ml]

RFB11 and RFB9 Steel Device Plates & Accessories

Catalog No./Item	Description/Specifications
<p>RFB119-B RFB119-3B RFB119-SB RFB119-2SB RFB119-3SB</p>	<p>Blank Device Plates – One- and three-gang blank device plates in standard (B) widths and one-, two- and three-gang in sectional (SB) widths.</p> <div style="display: flex; justify-content: space-around; align-items: center; margin-top: 20px;"> <div style="text-align: center;">  <p>RFB119-B</p> </div> <div style="text-align: center;">  <p>RFB119-3B</p> </div> </div> <div style="display: flex; justify-content: space-around; align-items: center; margin-top: 20px;"> <div style="text-align: center;">  <p>RFB119-SB</p> </div> <div style="text-align: center;">  <p>RFB119-2SB</p> </div> <div style="text-align: center;">  <p>RFB119-3SB</p> </div> </div>
<p>RFB119-GFI RFB119-3GFI RFB119-SGFI</p>	<p>GFI Receptacle Device Plates – One- and three-gang device plates in standard (GFI) widths, and single-gang sectional (SGFI) width.</p> <div style="display: flex; justify-content: space-around; align-items: center; margin-top: 20px;"> <div style="text-align: center;">  <p>RFB119-GFI</p> </div> </div> <div style="display: flex; justify-content: space-around; align-items: center; margin-top: 20px;"> <div style="text-align: center;">  <p>RFB119-3GFI</p> </div> <div style="text-align: center;">  <p>RFB119-SGFI</p> </div> </div>
<p>RFB119-D RFB119-3D RFB119-SD</p>	<p>Duplex Receptacle Device Plates – One- and three-gang device plates in standard (D) widths, and single-gang sectional (SD) width.</p> <div style="display: flex; justify-content: space-around; align-items: center; margin-top: 20px;"> <div style="text-align: center;">  <p>RFB119-D</p> </div> </div> <div style="display: flex; justify-content: space-around; align-items: center; margin-top: 20px;"> <div style="text-align: center;">  <p>RFB119-3D</p> </div> <div style="text-align: center;">  <p>RFB119-SD</p> </div> </div>
<p>RFB119-SR1 RFB119-SSR1 RFB119-SR2 RFB119-SSR2 RFB119-SR3</p>	<p>Single Receptacle Device Plates – One-gang device plates in standard (SR) widths, and single-gang sectional (SSR) width. SR1 and SSR1 have an opening of 1.39" [35.31mm]. SR2 and SSR2 have openings of 1.59" [40.39mm]. SR3 has a 2.14" [54.36mm] opening.</p> <div style="display: flex; justify-content: space-around; align-items: center; margin-top: 20px;"> <div style="text-align: center;">  <p>RFB119-SR1</p> </div> <div style="text-align: center;">  <p>RFB119-SSR1</p> </div> </div> <div style="display: flex; justify-content: space-around; align-items: center; margin-top: 20px;"> <div style="text-align: center;">  <p>RFB119-SR2</p> </div> <div style="text-align: center;">  <p>RFB119-SSR2</p> </div> <div style="text-align: center;">  <p>RFB119-SR3</p> </div> </div>

NOTE: Sectional device plates allow for custom configuration of a multi-gang plate that conforms to the standard NEMA 1.812" (1 13/16") [46.02mm] center-to-center spacing.
RFB11 and RFB9 will also accept industry-standard and standard sectional device plates from most manufacturers.

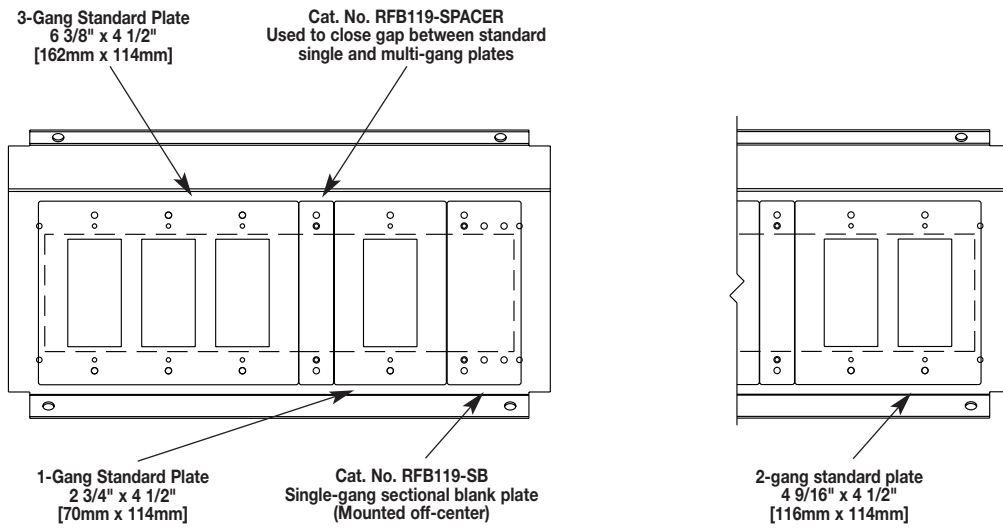
RFB11 and RFB9 Steel Device Plates & Accessories (continued)

Catalog No./Item	Description/Specifications	Catalog No./Item	Description/Specifications
<p>RFB119-KO RFB119-SKO</p>	<p>Combination 1/2" and 3/4" Trade Size Knockout Device Plates – Available in standard (KO) and sectional (SKO) widths.</p>	<p>RFB119-SPACER</p>	<p>Spacer Plate – Used to close off openings when certain combinations of standard width device plates leave open spaces. Four (4) spacer plates are included with the RFB11 and two (2) are provided with the RFB9.</p>
 <p>RFB119-KO</p>	 <p>RFB119-SKO</p>	 <p>RFB119-SPACER</p>	
<p>RFB119-AB RFB119-2SAB</p>	<p>Communication Device Plate – Available in standard (AB) and two-gang sectional (2SAB) width. Provided with bezel to accept up to three dual Wiremold communication modular inserts and the Activate Connectivity System. Modular inserts sold separately.</p>	<p>RFB119-PAN</p>	<p>Mudcap for Terrazzo-Covered Floor Applications – When used on terrazzo-covered floors with a thickness of 1/4" [6.35mm] or greater, this mudcap must be used. The RFB119-Pan must be ordered separately</p>
 <p>RFB119-2SAB</p>	 <p>RFB119-AB</p>	 <p>RFB119-PAN</p>	
<p>RFB119-RT RFB119-2SRT</p>	<p>Communication Device Plate – Available in standard (RT) and two-gang sectional (2SRT) width. Provided with one opening to accept one TracJack bezel and one Series II bezel. Will accept up to six Ortronics TracJack devices or up to three dual Series II modular inserts. Modules sold separately.</p>	<p>RFB119-TS</p>	<p>Tile Spacer – Used for floor coverings greater than 1/4" [6.35mm]. Use one spacer for 3/8" [9.53mm] thick tile. Use two spacers for 1/2" [12.70mm] thick tile.</p>
 <p>RFB119-2SRT</p>	 <p>RFB119-RT</p>	 <p>RFB119-TS</p>	
<p>RFB119-XLR RFB119-SXLR</p>	<p>Microphone Device Plate – Available in standard (XLR) and sectional (SXLR) widths. Provided with double opening to accept Two microphone devices</p>		
 <p>RFB119-XLR</p>	 <p>RFB119-SXLR</p>		

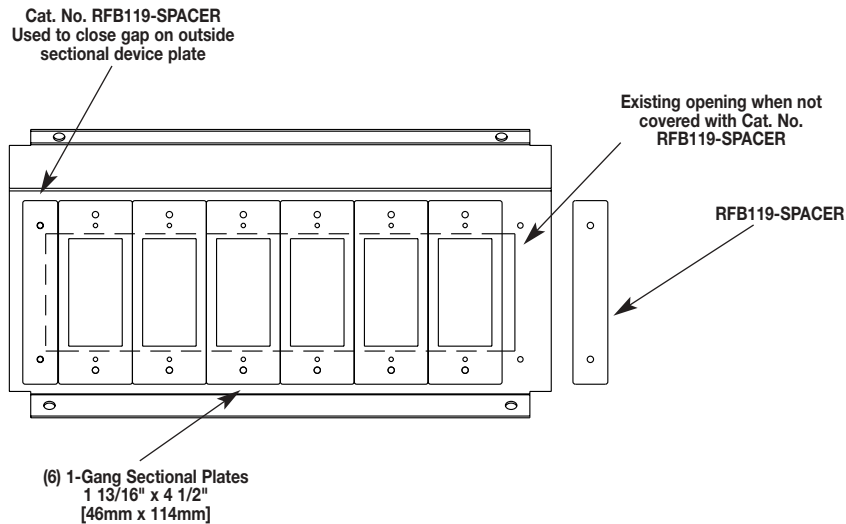
NOTE: Sectional device plates allow for custom configuration of a multi-gang plate that conforms to the standard NEMA 1.812" (1 13/16") [46.02mm] center-to-center spacing.
RFB11 and RFB9 will also accept industry-standard and standard sectional device plates from most manufacturers.

RFB11 and RFB9 Steel Device Plate Installation Information

MULTI-GANG MOUNTING BRACKETS USED WITH STANDARD DEVICE PLATES.



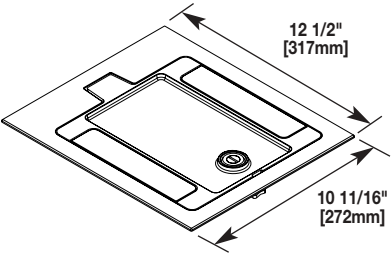
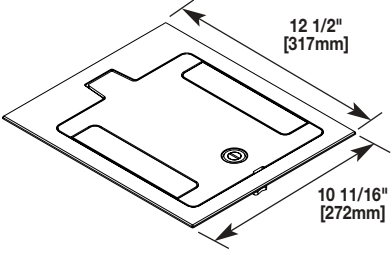
MULTI-GANG MOUNTING BRACKETS USED WITH SECTIONAL DEVICE PLATES.



RFB11 and RFB9 Steel Device Plate Dimensions

Device Plate Dimensions						
PAGE	COLUMN	CAT. NO.	WIDTH		HEIGHT	
			Inches	[mm]	Inches	[mm]
4	1	RFB119-B	2 3/4	69.8	4 1/2	114.3
4	1	RFB119-3B	6 3/8	161.9	4 1/2	114.3
4	1	RFB119-SB	1 13/16	46.0	4 1/2	114.3
4	1	RFB119-2SB	3 5/8	92.1	4 1/2	114.3
4	1	RFB119-3SB	5 7/16	138.1	4 1/2	114.3
4	2	RFB119-D	2 3/4	69.8	4 1/2	114.3
4	2	RFB119-3D	6 3/8	161.9	4 1/2	114.3
4	2	RFB119-SD	1 13/16	46.0	4 1/2	114.3
4	1	RFB119-GFI	2 3/4	69.8	4 1/2	114.3
4	1	RFB119-3GFI	6 3/8	161.9	4 1/2	114.3
4	1	RFB119-SGFI	1 13/16	46.0	4 1/2	114.3
4	2	RFB119-SR1	2 3/4	69.8	4 1/2	114.3
4	2	RFB119-SSR1	1 13/16	46.0	4 1/2	114.3
4	2	RFB119-SR2	2 3/4	69.8	4 1/2	114.3
4	2	RFB119-SSR2	1 13/16	46.0	4 1/2	114.3
4	2	RFB119-SR3	2 3/4	69.8	4 1/2	114.3
5	1	RFB119-KO	2 3/4	69.8	4 1/2	114.3
5	1	RFB119-SKO	1 13/16	46.0	4 1/2	114.3
5	1	RFB119-AB	2 3/4	69.8	4 1/2	114.3
5	1	RFB119-2SAB	3 5/8	92.1	4 1/2	114.3
5	1	RFB119-RT	2 3/4	69.8	4 1/2	114.3
5	1	RFB119-2SRT	3 5/8	92.1	4 1/2	114.3
5	1	RFB119-XLR	2 3/4	69.8	4 1/2	114.3
5	1	RFB119-SXLR	1 13/16	46.0	4 1/2	114.3
5	2	RFB119-SPACER	7/8	21.7	4 1/2	114.3

RFB11 and RFB9 Cover Assemblies with TopGuard Protection

Catalog No./Item	Description/Specifications
<p>RFB119CTCAL RFB119CTCBK RFB119CTCGY</p> 	<p>Carpet Cover Assembly – Cast aluminum cover assembly available in brushed aluminum (AL), painted black (BK), and gray (GY). Provided with carpet cut-out area.</p> <p>NOTE: <i>UL Listed to U.S. and Canadian safety standards to meet UL requirements under UL514A for scrub water exclusion.</i></p>
<p>RFB119BTCAL RFB119BTCBK RFB119BTCGY</p> 	<p>Flush Tile or Carpet Cover Assembly – Flush with floor, cast aluminum cover assembly available in brushed aluminum (AL), painted black (BK), and gray (GY).</p> <p>NOTE: <i>UL Listed to U.S. and Canadian safety standards to meet UL requirements under UL514A for scrub water exclusion.</i></p>

RFB11 and RFB9 Cover Assembly Loading Information

Catalog No.	Maximum Load in Pounds*
RFB119CTC	1,500 lbs.
RFB119BTC	3,000 lbs.

* Load applied through a 3" diameter mandrel in center of cover assembly.
 ** Denotes AL, BK, or GY for finish choice.

Datacom Connectivity Options

Now you have a wide range of options for providing datacom connectivity into Wiremold® Cable Management Systems. They are:

- Ortronics® TracJack® and Series II Modular Connectivity Solutions
- Pass & Seymour Activate™ Modular Inserts
- Open System Communication Modules

ORT	ORT	ORT
P&S	P&S	P&S
OPEN	OPEN	OPEN

Use these icons to determine connectivity options for each Wiremold System component:

ORT
P&S
OPEN

Ortronics® Connectivity

TracJack® Individual Jack System

- Front-loading, snap-in design supports future moves adds and changes
- Inserts for voice, data, audio, and video
- Available Category 3, 5e, 6, USOC 6-position, and other media
- Choice of 13 colors and color matched to Wiremold Systems
- Universal T568A/B wiring format



Series II Front-Loading, Module System

- Module design features easy snap-in front-loading design
- Linear 110 punch down format for easy termination
- Inserts for voice, data, audio, and video
- Available Category 3, 5e, 6, USOC 6-position, and other media
- Color matched to Wiremold Systems



For detailed product selection refer to the Ortronics Catalog or visit www.ortronics.com.

ORT
P&S
OPEN

Pass & Seymour Legrand Network Wiring

Activate™ Series Front-Loading Inserts

- Modular inserts for voice, data, audio and video applications
- Front-load, snap-in design
- Color and texture matched to Wiremold Systems
- Available Category 3, 5e, 6, as well as 6-position USOC
- Universal T568A/B wiring format



For detailed product selection refer to the Pass & Seymour Network Wiring Catalog or visit www.passandseymour.com.

ORT
P&S
OPEN

Open Connectivity Solutions

Wiremold Open System Communications Modules

- Accommodate a wide range of manufacturers' communications outlets including keystone jacks, as well as proprietary solutions from Avaya (Lucent) and NORDX
- Modules insert into a wide range of Wiremold Systems
- Pre-punched faceplates accept common communication devices



NOTE: For more information on integrating connectivity into Wiremold Cable Management Systems contact the Wiremold Applications Engineering Team or your local Wiremold Sales Representative.

WIREMOLD



Wiremold / Legrand

U.S. and International:

60 Woodlawn Street • West Hartford, CT 06110

1-800-621-0049 • FAX 860-232-2062 • Outside U.S. 860-233-6251

Canada:

570 Applewood Crescent • Vaughan, Ontario L4K 4B4

1-800-723-5175 • FAX 905-738-9721

